



# THE GREAT ADVENTURES OF A PENCIL WHO NEVER GETS LOST



*Hi, my name is "Pele". I am a pencil. I never get lost by children who have me in their cases. My name is "Pele" and it's "miracle" in Hebrew. I have this name, guess why? Yes, you are right - I never get lost.*

*I will always be here to help you learn English, my dear friend.*

**My name is \_\_\_\_\_**

Written by Yulia Michurin

Illustrated by Aria Jones

## *Workbook 2*

*This workbook is dedicated to a person, who gave me wings for teaching - her name is Betty Simelmitz. Just like Betty - this workbook is all about positive attitude towards life. English is a tool that opens the world for my students! I want them to know that our world is amazing and it's for them!*



## UNIT 1 - LET'S START OUR YEAR WITH SOMETHING SWEET

(5 lessons) 😊



# ICE CREAM



Dear pupil Hello! We will learn about ice cream. Do you like ice cream? Did you know that the story of ice cream began in China? Chinese cooks mixed snow and ice from the mountains with fruit, wine and honey to make a tasty treat. Let us see how many kinds and flavors of ice cream we have today. Look at the following words to help you!

Good luck! Yulia

# ICE CREAM VOCABULARY



author

began

kinds

bring

let us see

can

like

cherry

Chinese

China

mountains

chocolate

cooks

sandwich

cone

snow

cookies

cream

if

man

mixed

pop

some

story

strawberry

flavors

fruit

tasty

honey

ice

ice-cream

sundae

today

treat

vanilla

wine

## Instructions

answer

categorize

circle

different

fill in

illustrate

letters

look

missing

picture

read

rewrite

under

using

word

write



## Workbook 2

### Worksheet # 1

Name \_\_\_\_\_

#### ICE CREAM

##### I. LOOK AT THE DIFFERENT FLAVORS AND KINDS OF ICE CREAM

									
sandwich	cone	pop	sundae	chocolate	vanilla	strawberry	cookies	cream	cherry

##### II. WRITE THE WORD UNDER THE PICTURE



\_\_\_\_\_



\_\_\_\_\_

##### III. ANSWER

What is your favorite ice cream?

My favorite ice cream is \_\_\_\_\_.

## Workbook 2

### The answer sheet #1 -Check Yourself/Check with Friends

Name \_\_\_\_\_

## ICE CREAM

### I. LOOK AT THE DIFFERENT FLAVORS AND KINDS OF ICE CREAM

									
sandwich	cone	pop	sundae	chocolate	vanilla	strawberry	cookies	cream	cherry

### II. WRITE THE WORD UNDER THE PICTURE



\_cherry\_ \_chocolate\_ \_sandwich\_ \_cookies\_ \_strawberry\_




\_sundae\_ \_pop\_ \_cone\_ \_vanilla\_ \_cream\_

### III. ANSWER

*What is your favorite ice cream?*

*My favorite ice cream is strawberry ice cream.*



## Workbook 2

### Worksheet # 2

Name \_\_\_\_\_

#### ICE CREAM

#### I. FILL IN THE MISSING LETTERS

sand\_ic\_   p\_p   sund\_e   cocolat\_   stra\_ber\_y

ch\_rr\_   cook\_es   c\_n\_   vani\_\_a   cr\_am

#### II. CIRCLE THE SAME WORDS

strawberry	strobery strabery strawberry strouberry strawberry strawerry
sundae	sundae sadnae sunda soldae sundae senday sundae soldae
sandwich	sandwithc sandwich sanwick sandwich sandwil sandwich
cookies	cokies cookies coockies cokies cookies colkies cookies

#### III. CATEGORIZE

WORD BANK: sandwich, ice cream cone, ice cream pop, sundae, chocolate, vanilla, strawberry, cookies, cherry.

kind	flavor



## Workbook 2

### The answer sheet # 2

Name \_\_\_\_\_

#### ICE CREAM

#### I. FILL IN THE MISSING LETTERS

sandwich pop sundae chocolate strawberry  
cherry cookies cone vanilla cream

#### II. CIRCLE THE SAME WORDS

strawberry	strobery strabery strawberry strouberry strawberry strawerry
sundae	sundae sadnae sunda soldae sundae senday sundae soldae
sandwich	sandwithc sandwich sanwick sandwich sandwil sandwich
cookies	cokies cookies coockies cokies cookies colkies ` cookies

#### III. CATEGORIZE

WORD BANK: sandwich, ice cream cone, ice cream pop, sundae, chocolate, vanilla, strawberry, cookies, cherry.

kind	flavor
sandwich	chocolate
ice cream cone	vanilla
ice cream pop	strawberry
sundae	cookies
	cherry

## Worksheet # 3

Name \_\_\_\_\_

### ICE CREAM

#### I. READ THE POEM

Ice cream man do you know?

I like chocolate ice cream so.

Bring some ice cream if you can.

Thank you, thank you ice cream man.

#### II. ANSWER

What kind of ice cream does the author like?

The author likes \_\_\_\_\_ ice cream.

#### III. ILLUSTRATE THE POEM



#### IV. REWRITE THE POEM, USING YOUR FAVORITE KIND OF ICE CREAM

---

---

---

---



Name \_\_\_\_\_

ICE CREAM

I. READ THE POEM

Ice cream man do you know?

I like chocolate ice cream so.

Bring some ice cream if you can.


Thank you, thank you ice cream man.

II. ANSWER

What kind of ice cream does the author like?

The author likes **chocolate** ice cream.

III. ILLUSTRATE THE POEM



IV. REWRITE THE POEM, USING YOUR FAVORITE KIND OF ICE CREAM


Ice cream man do you know?

I like cherry ice cream so.

Bring some ice cream if you can.

Thank you, thank you ice cream man.

# Chocolate



This is the chocolate topic. Here are some fun facts about chocolate. Read the facts and choose a sweet chocolate worksheet!

Chocolate comes from cacao trees. These trees produce special pods containing seeds. The seeds, once fermented and dried, are processed into chocolate. Cacao trees will not give seeds until they are three years old. A cacao pod contains about 30-50 seeds - enough to make about seven milk chocolate candies.



# Chocolate vocabulary

brown

cacao

candies

children

chocolate

choose

comes

containing

dried

enough

facts

fermented

I have

into

love

milk

Pods (pod)

produce

processed

seeds

seven

should

special

sweet

topic

trees

until



## Workbook 2

### Instructions

about	start
bonus	these
complete	unscramble
color	writing
crossword	sentences
draw	
each	
from	
game	
horizontal	
lotto	
make	
match	
maze	
memory	
new	
play	
practice	
process	
riddle	





## Worksheet # 4

Name \_\_\_\_\_

### CHOCOLATE

#### I. DRAW

a cacao pod	a cacao tree	cacao seeds

#### II. CIRCLE THE WORDS IN THE MAZE

B C H O C O L A T E R V C

S A C A C A O T R E E S R

#### III. RIDDLES

I am very sweet. I am brown. Children love me. I am _____.	I am a tree. I have pods. The pods have seeds. I am a _____.
---	---

#### IV. UNSCRAMBLE


COACA \_\_\_\_\_ PDSO \_\_\_\_\_ RTEE \_\_\_\_\_ ESEDs \_\_\_\_\_

The answer sheet # 4

Name \_\_\_\_\_

CHOCOLATE

I. DRAW



II. CIRCLE THE WORDS IN THE MAZE

B **CHOCOLATE** R V C

S **A C A C A O T R E E S** R

III. RIDDLES

I am very sweet. I am brown. Children love me. I am chocolate.	I am a tree. I have pods. The pods have seeds. I am a cacao tree.
---	--

IV. UNSCRAMBLE

COACA - CACAO    PDSO - PODS    RTEE - TREE    ESEDs - SEEDS






## Worksheet # 5

Name \_\_\_\_\_

### CHOCOLATE

#### I. MATCH THE WORD TO THE PICTURE

cacao tree seeds chocolate pods milk



#### II. MAKE NEW WORDS FROM THE WORD: CHOCOLATE

CHOCOLATE \_\_\_\_\_

\_\_\_\_\_

#### III. COMPLETE THE PROCESS OF PRODUCING CHOCOLATE

\_\_\_\_\_ - PODS - SEEDS - \_\_\_\_\_.

#### IV. PRACTICE WRITING

Chocolate	are processed	from cacao trees.
The trees	contain	Pods.
The pods	produce	seeds.
The seeds	comes	into chocolate.

#### Make sentences

1. \_\_\_\_\_ . 3. \_\_\_\_\_ .

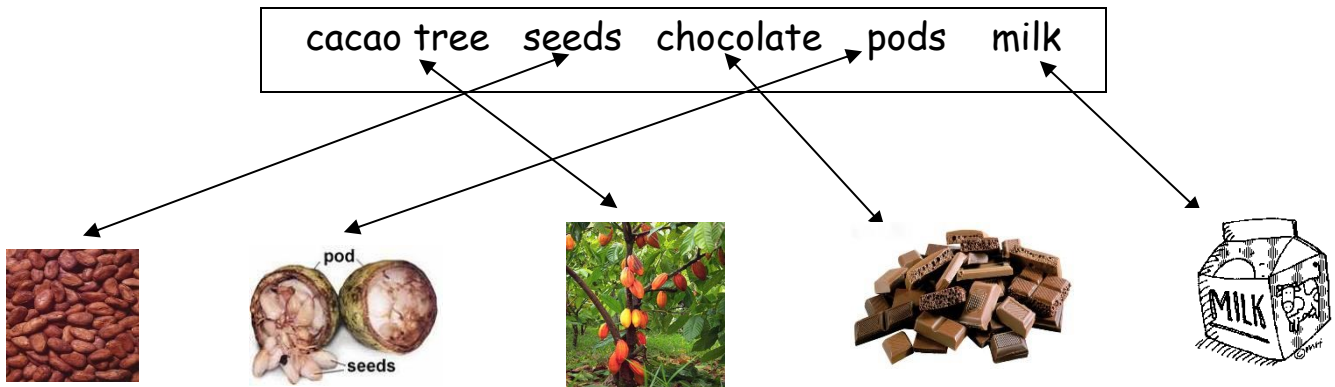
2. \_\_\_\_\_ . 4. \_\_\_\_\_ .

The answer sheet # 5

Name \_\_\_\_\_

CHOCOLATE

I. MATCH THE WORD TO THE PICTURE



II. MAKE NEW WORDS FROM THE WORD: CHOCOLATE

**CHOCOLATE**

late let hot hotel hate cat tale ate hole coat hat at tea eat cool cocoa latch etch  
catch teal tool

III. COMPLETE THE PROCESS OF PRODUCING CHOCOLATE

**CACAO TREES - PODS - SEEDS - CHOCOLATE.**

IV. PRACTICE WRITING

Chocolate	are processed	from cacao trees.
The trees	contain	pods.
The pods	produce	seeds.
The seeds	comes	into chocolate.

Make sentences

- Chocolate comes from cacao trees.
- The trees produce pods.
- The pods contain seeds.
- The seeds are processed into chocolate.



# Worksheet # 6

Name \_\_\_\_\_

## CHOCOLATE

### I. WRITE THE WORDS FROM THE STORY THAT START WITH THESE LETTERS

c	f	t	p	s	d

### II. CROSSWORD

\*The crossword is horizontal.

#### The questions:

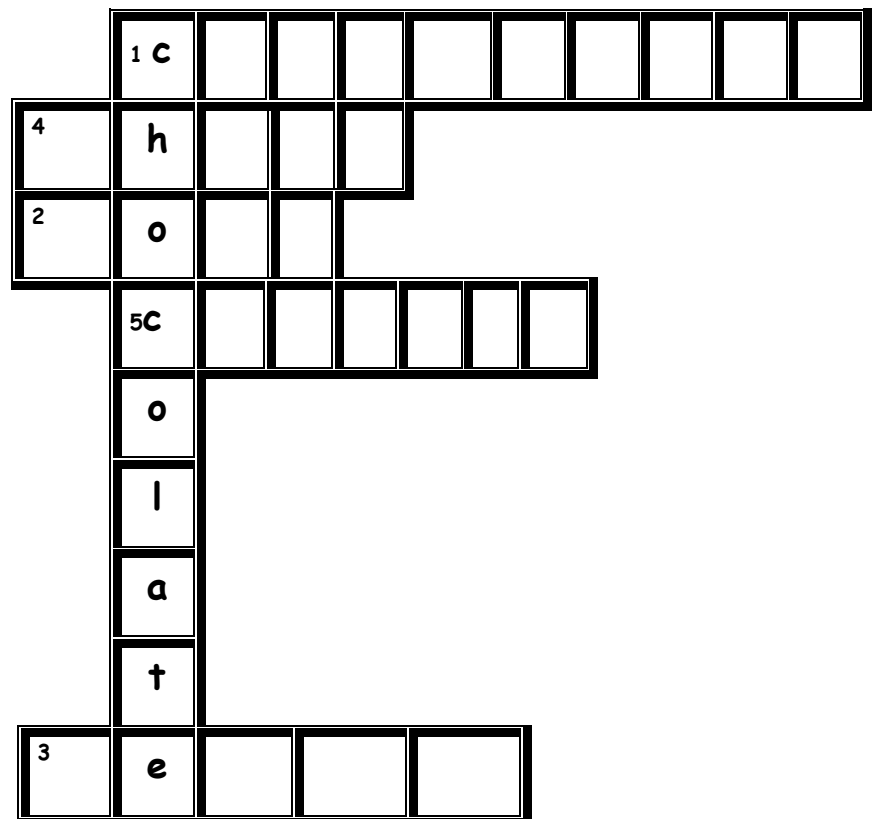
1. Chocolate comes from \_\_\_\_\_  
\_\_\_\_\_.

2. Cacao trees produce  
\_\_\_\_\_.

3. There are \_\_\_\_\_ in the  
pods.

4. Cacao trees should be \_\_\_\_\_  
years old to give seeds.

5. You can make seven milk  
chocolate \_\_\_\_\_ from 30-50  
seeds.



The answer sheet # 6

Name \_\_\_\_\_

I. WRITE THE WORDS FROM THE STORY THAT START WITH THESE LETTERS

c	f	t	p	s	d
chocolate	fun	trees	Pods	special	dried
cacao	facts	three	produce	seeds	
comes	fermented	these	processed	seven	
containing		the			
candies		they			

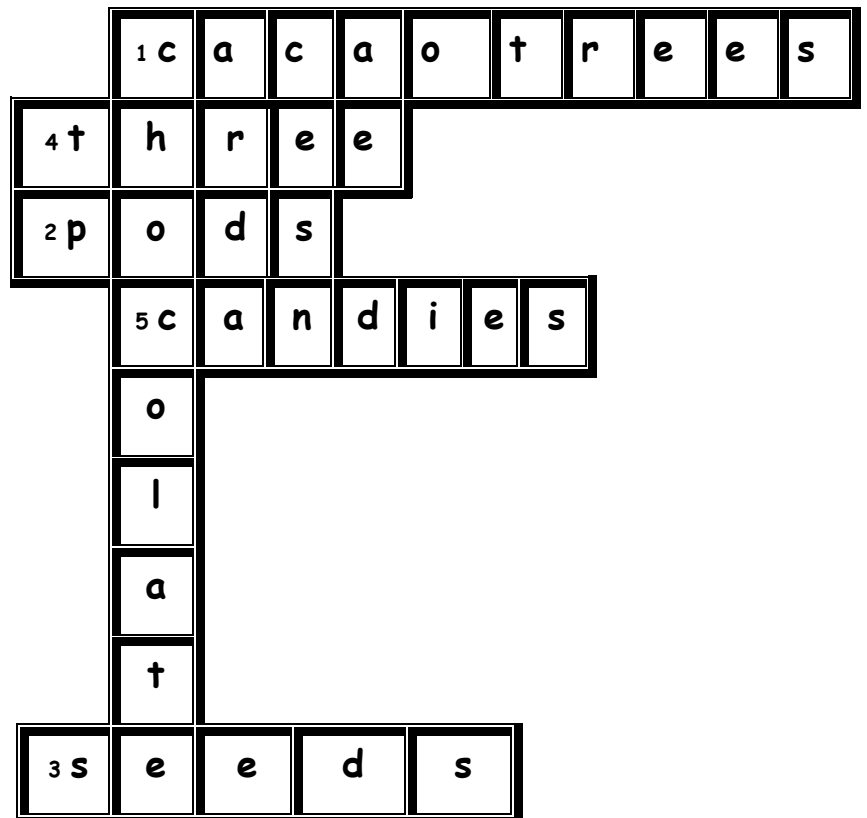
1. Chocolate comes from cacao trees.

2. Cacao trees produce pods.

3. There are seeds in the pods.

4. Cacao trees should be three years old to give seeds.








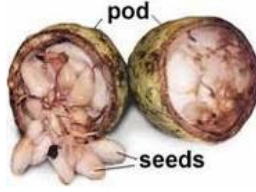








5. You can make seven milk chocolate candies from 30-50 seeds.




# BONUS

## GAME


PLAY A LOTTO OR MEMORY GAME FOR ICE CREAM AND CHOCOLATE

	cone		seeds	sandwich	
ice cream		pods		milk	sundae
		strawberry	pop		
chocolate	cacao tree			vanilla	
	ice		candies		



## Workbook 2

### I. COLOR



### II. WRITE A SENTENCE ABOUT EACH PICTURE

1) \_\_\_\_\_.

2) \_\_\_\_\_.

UNIT 2 - ABOUT ME

Writing is the painting of the voice!

Voltaire

1.



I am a girl.

My name is Anna.

I am a \_\_\_\_\_.

\_\_\_\_\_

My name is \_\_\_\_\_.

I am a boy.

My name is Ben.

I am a \_\_\_\_\_.

\_\_\_\_\_

My name is \_\_\_\_\_.

Write about yourself	כתבו על עצמכם
----------------------	---------------

---

---



I am nine years old.

I am \_\_\_\_\_.

\_\_\_\_\_.



I live in Eilat.

\_\_\_\_\_

I study at "\_\_\_\_\_" school.

**\*study - לומד/ת**

I am a girl. My name is Anna. I am nine years old. I live in Eilat. I study at "Almog" school.

I am a boy. My name is Ben. I am nine years old. I live in Eilat. I study at "Almog" school.



## Workbook 2

Your turn! ★

---

---

---

---

Write it again ★


---

---

---

---

### New words



big	גדול
small	קטן
tall	גבוה
short	קצר
long	ארוך
thin	רזה/דק
fat	שמן

I am tall.

I am \_\_\_\_\_.

## Body Parts and Colors

hair	שיער	red	אדום
face	פנים	orange	כתום
ears	אוזניים	yellow	צהב
nose	אף	green	ירוק
eyes	עיניים	blue	כחול
mouth	פה	purple	סגול
teeth	שיניים	pink	ורוד
hands	ידיים	black	שחור
arms	זרועות	white	לבן
feet	כפות רגליים	brown	חום
legs	רגליים	gray	אפור

**\*I have - יש לי**

Examples	דוגמאות
----------	---------

I have long brown hair, big green eyes and white teeth.

---

Your turn! ★

---



## Workbook 2



***What do you like to do?***

to draw	לצייר
to play	לשחק
to read	לקרוא
to dance	לרקוד
to sleep	לישון
to eat	לאכול
to study	ללמוד
to run	לרוץ
to swim	לשחות
to jump	לקפוץ
to write	לכתוב

I like to draw. I don't like to swim.

---

---

# Write about yourself

*I am a girl. My name is Anna. I am nine years old. I live in Eilat. I study at "Almog" school. I have long brown hair, big green eyes and white teeth. I like to draw. I don't like to swim.*

**Copy**

---

---

---

---

Write about yourself ★

---

---

---

---



## Workbook 2

### UNIT 3 - ABOUT ME SCRAPBOOK - ENGLISH & ART

#### Topics for your scrapbook



**This is me: photo + a few sentences**



**My school**



**My city**



**My family**



**People that are a good example for me**



**My dreams**



**Movies, Books, Songs**

## UNIT 4 - MEET FLAT STANLEY - JEFF BROWN



### The Big Bulletin Board

Breakfast was ready.

"I will go wake the boys," Mrs. Lambchop said to her husband, George Lambchop. Just then their younger son, Arthur, called from the bedroom he shared with his brother, Stanley.

"Hey! Come and look! Hey!"

Mr. and Mrs. Lambchop were both

1

• Name \_\_\_\_\_

• Where could you go if you were flat?

• \_\_\_\_\_

• \_\_\_\_\_

• What could you do if you were flat?

• \_\_\_\_\_

• \_\_\_\_\_

## Workbook 2

- What couldn't you do if you were flat?


- 

---

<http://www.flatstanley.koolkidssign.com/FS2.pdf>



<http://www.youtube.com/watch?v=VUbkLNwZmxA>



## Workbook 2

Read the text and answer the questions.	קראו את הסיפור. ענו על השאלות.
---	-----------------------------------

This is my Flat Stanley.

He is in the kitchen.

He is eating his breakfast.

He is ready to go to school.

My Flat Stanley likes to study.

My Flat Stanley loves English!



Yes/ No

1. Flat Stanley is in the kitchen. \_\_\_\_\_
2. Flat Stanley is reading a book. \_\_\_\_\_
3. Flat Stanley likes to study. \_\_\_\_\_
4. Flat Stanley loves sports. \_\_\_\_\_

Write three sentences about Flat Stanley at school.	כבתו שלושה משפטים על פלאט סטנלי בבית הספר.
---	--

Bank: pupil, teacher, lesson, bell, read, write, listen, speak, recess.

---

---

---

---



# BONUS

## English in Cards

I / you / he / she / it / we / you / they



Hello, my name is Lee. I am a girl.

This is Tom. He is a boy.

This is Anat. She is a girl.

We are friends.

Here are Keren and Ben. They are friends too.

Look at our school. It is big.

We are going to the park. Come. You are our friend too.

אני – I

אתה/את/אתם/אתן – You

הוא – He

היא – She

זה – It

אנחנו – We

הם, הן – They



am is are

1. I **am** a pupil.
2. You **are** a pupil too.
3. We **are** friends.
4. He **is** my brother.
5. She **is** my sister.
6. They **are** here now.
7. It **is** a big cat.
8. You **are** my friends.



I am

You are

He, she, it is

We are

They are

You are

## Workbook 2

**I'm   You're   He's   She's   It's   We're   You're   They're**

I am = I'm  
You are = you're  
He is = he's  
She is = she's  
It is = it's  
We are = we're  
You are = you're  
They are = they're

**am not   is not (isn't)   are not (aren't)**

Good morning. It's nine o'clock and **we are not** at school. It's Saturday. **I am not** in the classroom and Anat **is not** at school. Tom and Ben **are not** playing today. They **aren't** near the blackboard. Miss Cohen **is not** there today. She **isn't** at school.



**I am not  
You are not  
He is not  
She is not  
It is not  
We are not  
You are not  
They are not**

**Am I...? Is she...? Are you...?**

Keren: Hello, **is** Lee at home?  
Lee: This is Lee, Keren. How are you?  
Keren: Fine, thank you. How are you?  
Lee: Fine too, thanks.  
Keren: **Are** you busy?  
Lee: Yes, **I am**. I'm doing my homework, **is** your mother at home?  
Keren: No, **she isn't**. Why?  
Lee: My mother wants to talk to her.  
Keren: Oh, OK, my mum will phone your mum later.  
Lee: Thanks. See you tomorrow. Bye.  
Keren: Bye.

Lee is at home. Is Lee at home?  
Yes, she is. No, she isn't.  
You are busy. Are you busy?  
Yes, I am. No, I'm not.  
They are in the park. Are they in the park?  
Yes, they are. No, they aren't.

## a an the

Hello, friends. We are making **a salad** today. Look at these vegetables. What do we have here?

a green pepper and a red pepper

a cucumber

an onion

an avocado

a tomato

## Plurals

a lemon	lemons
a potato	potatoes
a leaf	leaves
a box	boxes
a peach	peaches
a baby	babies
<u>But!</u> a boy	boys

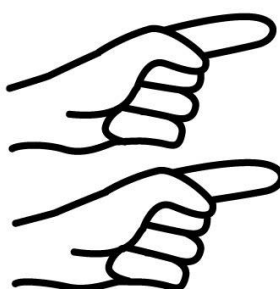
## This/ These - That/ Those



this



these



that

those

# -Wh- questions

Who?

Who is that boy?  
My brother Tom



When?

When is the party?  
On Friday at 2 o'clock



What?

What is on the table?  
There is a pencil.



Why?

Why are you late?  
Because I missed my bus.



Where?

Where is your book?  
It is in the bag.



Which?

Which is your apple?  
The green one.



MONDAY

FRIDAY

TUESDAY

SUNDAY

THURSDAY


SATURDAY

WEDNESDAY





## Animals



## Workbook 2



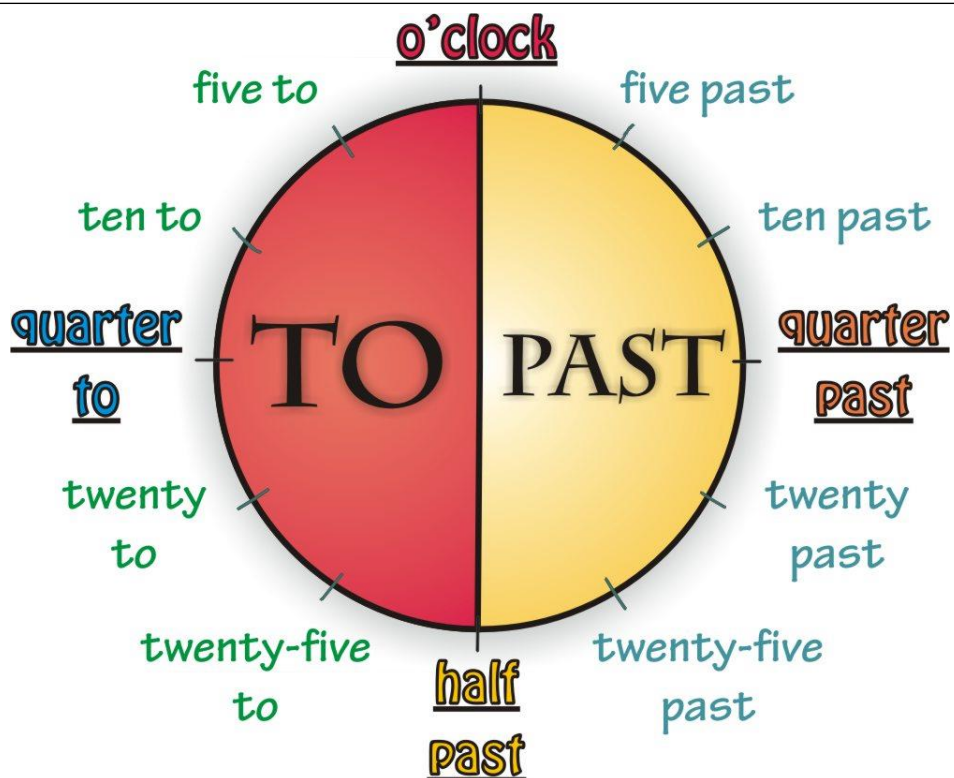
## Numbers

1 one	11 eleven	21 twenty one	40 forty	212 two hundred and twelve
2 two	12 twelve	22 twenty two	50 fifty	222 two hundred and twenty two
3 three	13 thirteen	23 twenty three	60 sixty	1000 one thousand
4 four	14 fourteen	24 twenty four	70 seventy	10.000 ten thousand
5 five	15 fifteen	25 twenty five	80 eighty	1.000.000 one million
6 six	16 sixteen	26 twenty six	90 ninety	2.000.000 two million
7 seven	17 seventeen	27 twenty seven	100 one hundred	
8 eight	18 eighteen	28 twenty eight	110 one hundred and ten	
9 nine	19 nineteen	29 twenty nine	200 hundred	
10 ten	20 twenty	30 thirty	210 two hundred and ten	













## Verbs











# Daily Routine

				
wake up	get up	have a shower	comb your hair	get dressed
				
have breakfast	brush your teeth	go to school	have classes	have lunch
				
go back home	do your homework	have dinner	watch TV	go to bed



## Reading strategies

# Reading Strategies

<p>Read to the end of the sentence for more clues, then go back.</p> 	<p>Look at the pictures for clues.</p> 	<p>Make a link to a word you already know.</p> <p>reward   award   forward</p>
<p>Leave out the word and keep on reading.</p> 	<p>Does it make sense in the story? Does it look and sound right?</p> 	<p>resonate important</p> <p>Are there any smaller words in your word?</p>
<p>Use a different word you know that might make sense.</p> <p>fight argue</p>	<p>Break up the word and sound it out.</p> <p>Use THRASS to help!</p> 	<p>Go back and reread what you've already read to see if that helps.</p> 



The most important thing is to be confident and have a go! Don't stay stuck!

The  
Brainy  
Bunch!



	I see an apple.		I saw a branch.		
	I see an acorn.		I saw a pinecone.		
	I see an umbrella.		I saw a twig.		
	I see a leaf.		I saw a tree.		
It is Fall.		I like the turkey.		I love the rain.	
It is Autumn.		I like the pumpkin.		I love the wind.	
It is Halloween.		I like the pie.		I love the cold.	
It is Thanksgiving.		I like the bread.		I love the leaves.	
Look at the corn.		This is a jacket.		Here is a bus.	
Look at the rake.		This is a harvest.		Here is a bag.	
Look at the hay.		This is a scarecrow.		Here is a school.	
Look at the owl.		This is a feast.		Here is a bell.	

## Basic Sentence Structures

I see the

Look at the

I saw a

This is a

I like

This is my

I like the

Is this my?

It is a

Here is a

Look at my

Here is the

I am

